



District Report Card: 2017


State: Odisha	District: Jajpur
Class: 8	Subject: Science
Schools: 48	Students: 1126


Participation/Coverage


Students

GENDER 	Boys		Girls	
	Number	%	Number	%
	559	49.64	567	50.36

AREA 	Rural		Urban	
	Number	%	Number	%
	1126	100.00	0	0.00

CATEGORY 	SC		ST		OBC		GEN	
	Number	%	Number	%	Number	%	Number	%
	294	26.11	45	4.00	597	53.02	190	16.87

CWSN 	LD	VI	HI	S&LD	ID	Oth
	5	5	1	0	2	3

Management 	Government		Government-aided	
	Number	%	Number	%
	1126	100.00	0	0.00

Average Performance of Students in Science (%)

Overall	Gender		Area		Management		Social Group			
	Male	Female	Rural	Urban	Govt.	Aided	SC	ST	OBC	GEN
49.23	50.67	47.81	49.23	0.00	49.23	0.00	48.50	45.78	49.47	50.42

Performance on Learning Outcomes (LOs)

Learning Outcomes	Description	Average Performance(%)
SCI703	Classifies materials and organisms based on properties/characteristics	47.84
SCI704	Conducts simple investigation to seek answers to queries	38.96
SCI705	Relates processes and phenomenon with causes	43.93
SCI708	Measures and calculates e.g., temperature; pulse rate; speed of moving objects; time period of a simple pendulum, etc.	61.99
SCI710	Plots and interprets graphs	41.21
SCI711	Constructs models using materials from surroundings and explains their working	38.19
SCI801	Differentiates materials, organism and processes	50.09
SCI804	Relates processes and phenomenon with causes	58.44
SCI805	Explains processes and phenomenon	42.69
SCI807	Measures angles of incidence and reflection, etc.	47.07
SCI811	Applies learning of scientific concepts in day-to-day life	50.44
SCI813	Makes efforts to protect environment	74.07

Range of Performance of Students who Answered Correctly							
Below 30%		30% - 50%		50% - 75%		Above 75%	
Number	%	Number	%	Number	%	Number	%
273	24.25	320	28.42	365	32.42	168	14.92

Lowest Performing Learning Outcomes (LOs)

- 1 - Constructs models using materials from surroundings and explains their working (38.19)
- 2 - Conducts simple investigation to seek answers to queries (38.96)
- 3 - Plots and interprets graphs (41.21)
- 4 - Explains processes and phenomenon (42.69)
- 5 - Relates processes and phenomenon with causes (43.93)